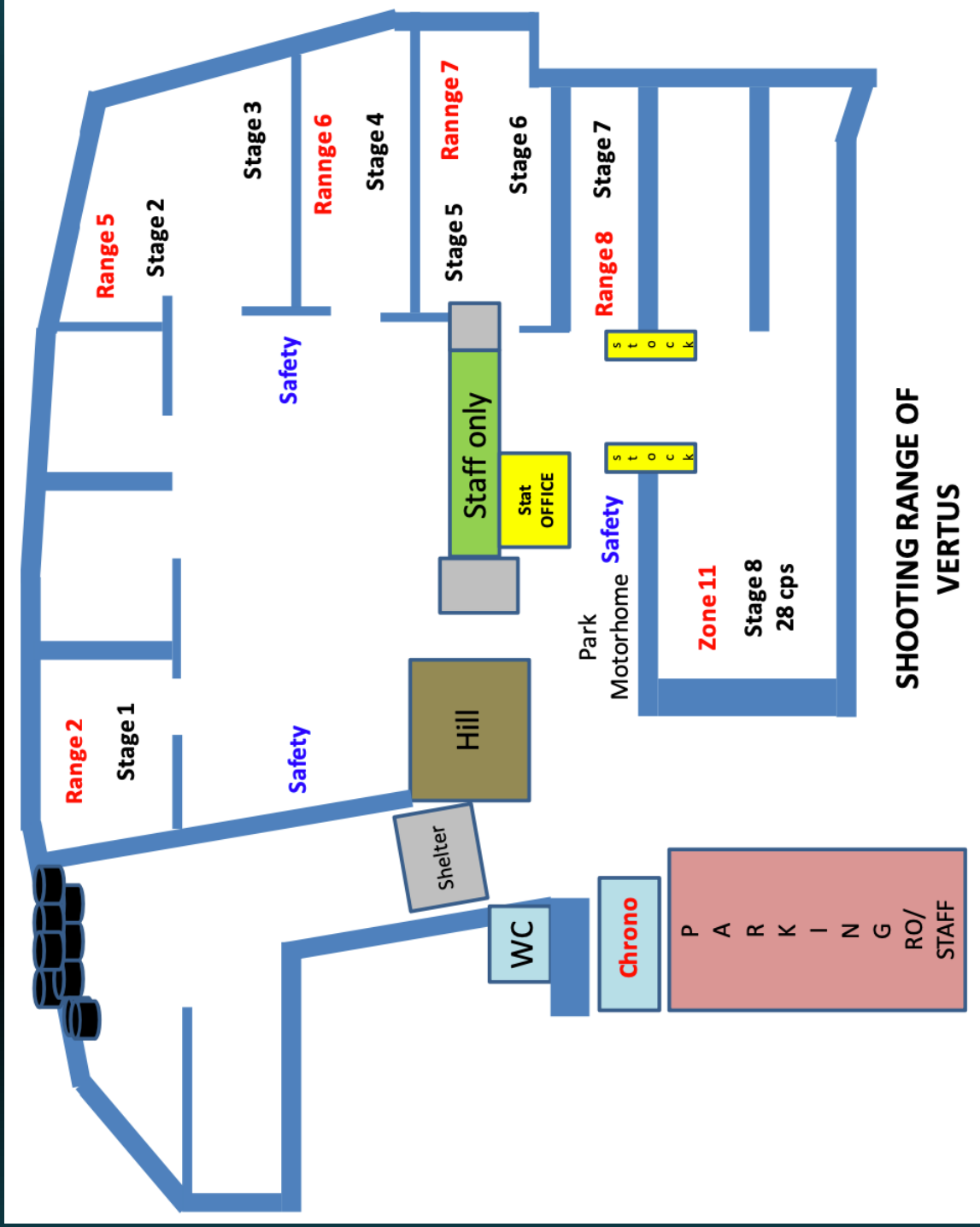
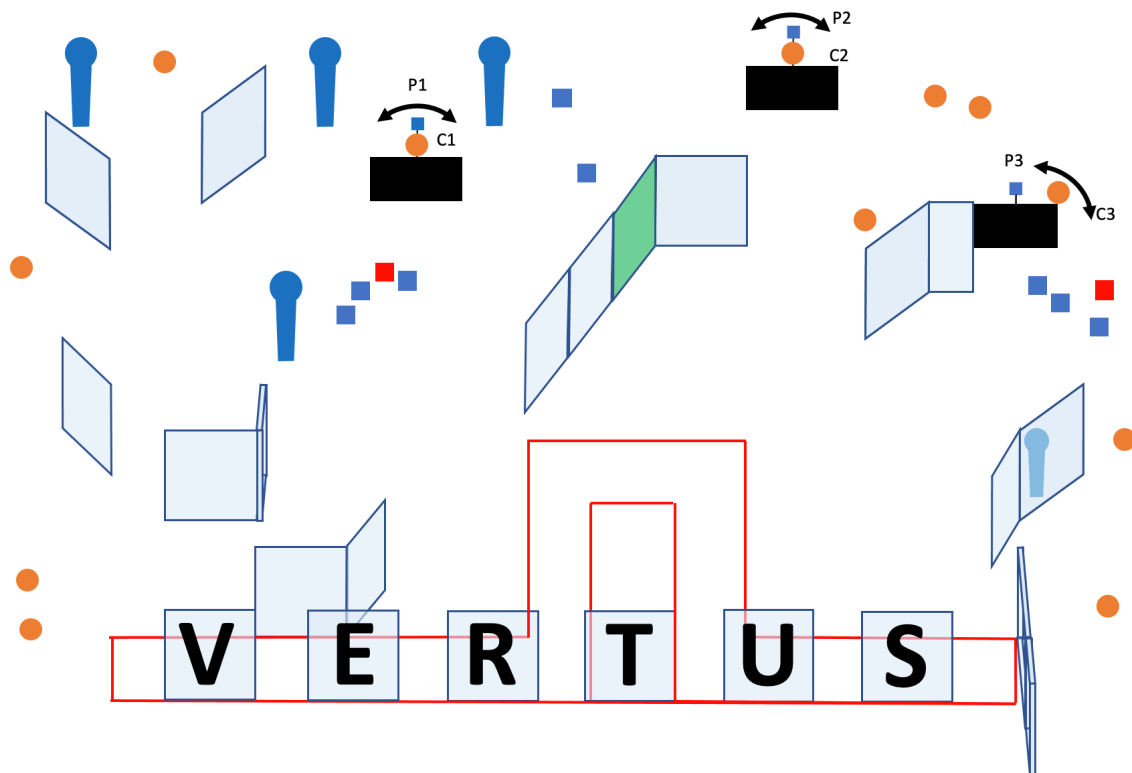
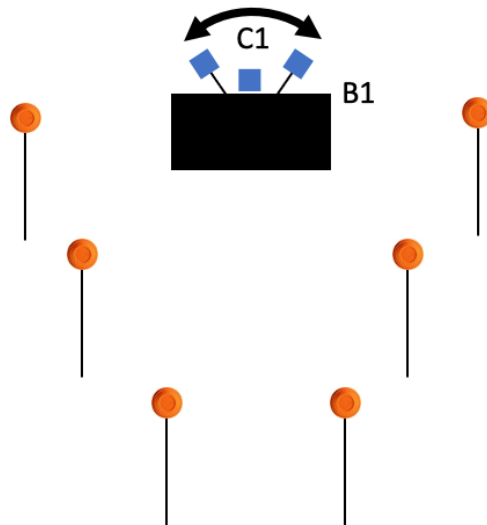


Vertus Range Info

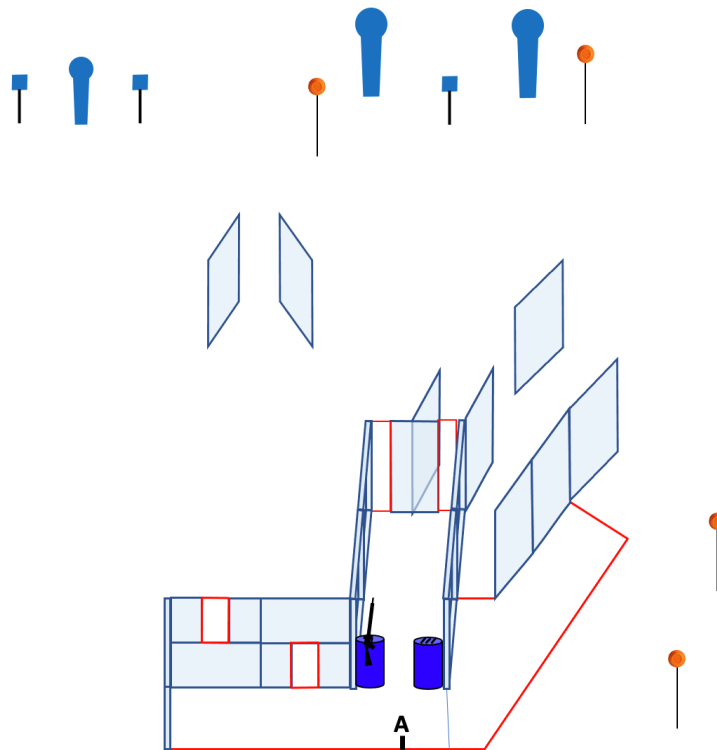




Type of course	Long course
Targets	9 clays, 5 poppers, 11 plates, 3 clays bobbers
Minimum nb of rounds	28 birds
Shotgun ready condition	Option 1
Competitor ready condition	Standing erect with the shotgun in the ready condition held in both hands, stock touching the competitor at hip level, barrel parallel to the ground, trigger guard downwards, muzzle pointing downrange and with the fingers outside the trigger guard, as demonstrated.
Start position	Anywhere, facing downrange
Time starts	Audible
Procedure	After start signal proceed. P1 activates C1, P2 activates C2, P3 activates C3. All targets remain visible at reste.
Safety angles	90° left -right - up

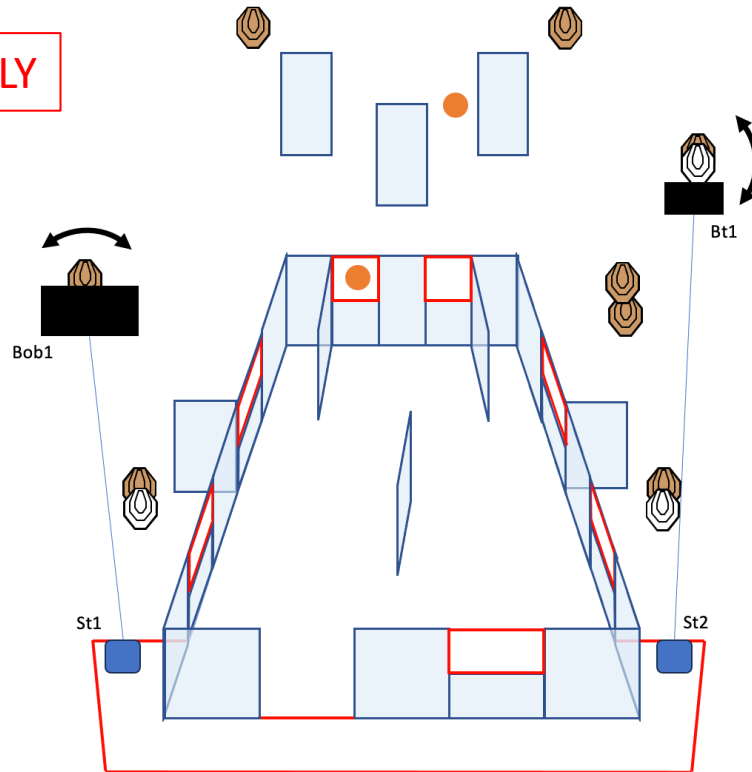


Type of course	Short course
Targets	6 Clays, 1 plate, 2 bobber plates
Minimum nb of rounds	9 Birds
Shotgun ready condition	Option 1
Competitor ready condition	Standing erect with the shotgun in the ready condition held in both hands, stock touching the competitor at hip level, barrel parallel to the ground, trigger guard downwards, muzzle pointing downrange and with the fingers outside the trigger guard, as demonstrated.
Start position	Anywhere
Time starts	Audible
Procedure	After start signal proceed.
Safety angles	90° left & right - up

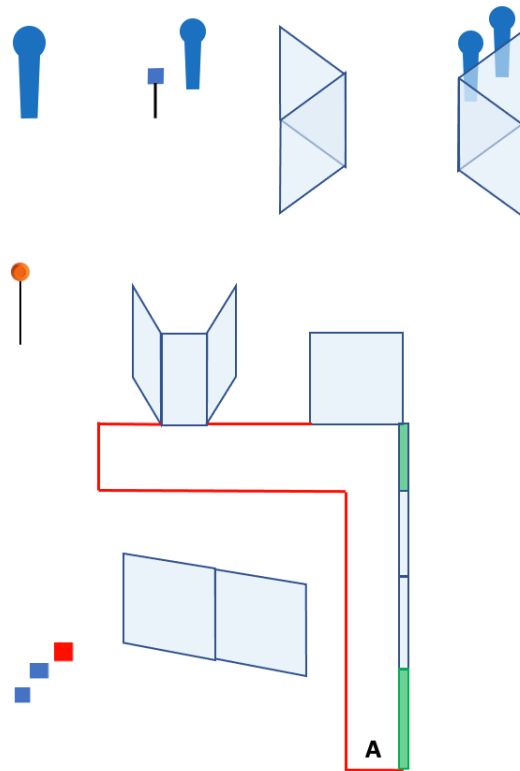


Type of course	Medium course
Targets	6 metal plates, 4 clays
Minimum nb of rounds	9 birds
Shotgun ready condition	Option 2
Competitor ready condition	Standing erect with the shotgun in the ready condition held in both hands, stock touching the competitor at hip level, barrel parallel to the ground, trigger guard downwards, muzzle pointing downrange and with the fingers outside the trigger guard, as demonstrated.
Start position	Anywhere
Time starts	Audible
Procedure	After start signal proceed.
Safety angles	90° left -right - up

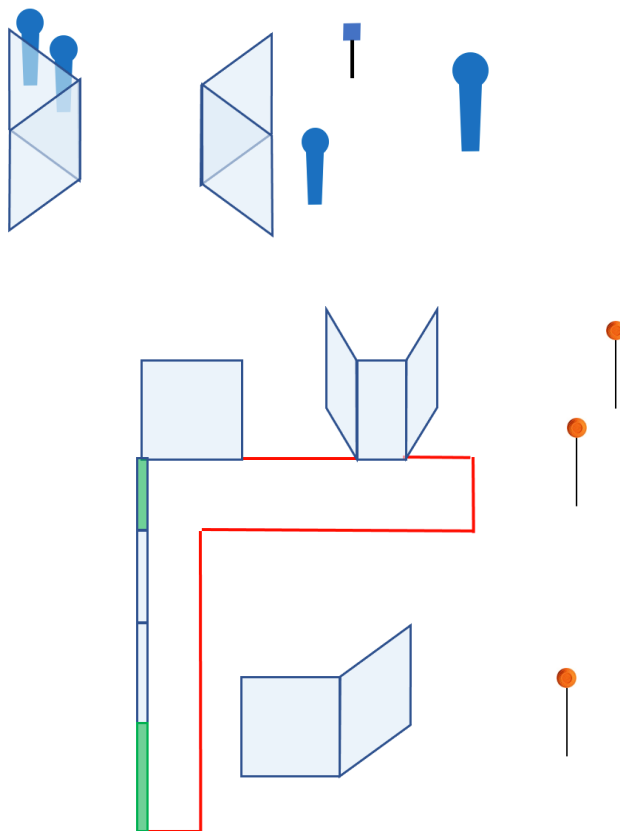
SLUG ONLY



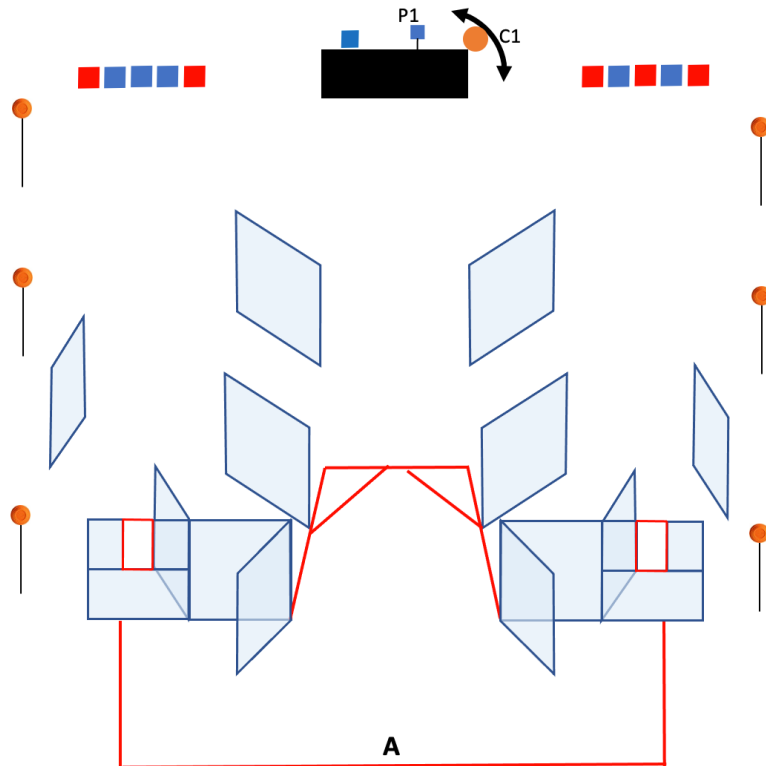
Type of course	Medium course
Targets	8 IPSC paper targets, 3 Ns paper targets, 2 clays
Minimum nb of rounds	18 slugs
Shotgun ready condition	Option 1
Competitor ready condition	Standing erect with the shotgun in the ready condition held in both hands, stock touching the competitor at hip level, barrel parallel to the ground, trigger guard downwards, muzzle pointing downrange and with the fingers outside the trigger guard, as demonstrated.
Start position	Anywhere
Time starts	Audible
Procedure	After start signal proceed. St1 activates Bob1, St2 activates Bt1, all target remain visible at rest.
Safety angles	90° left -right and top of the berm



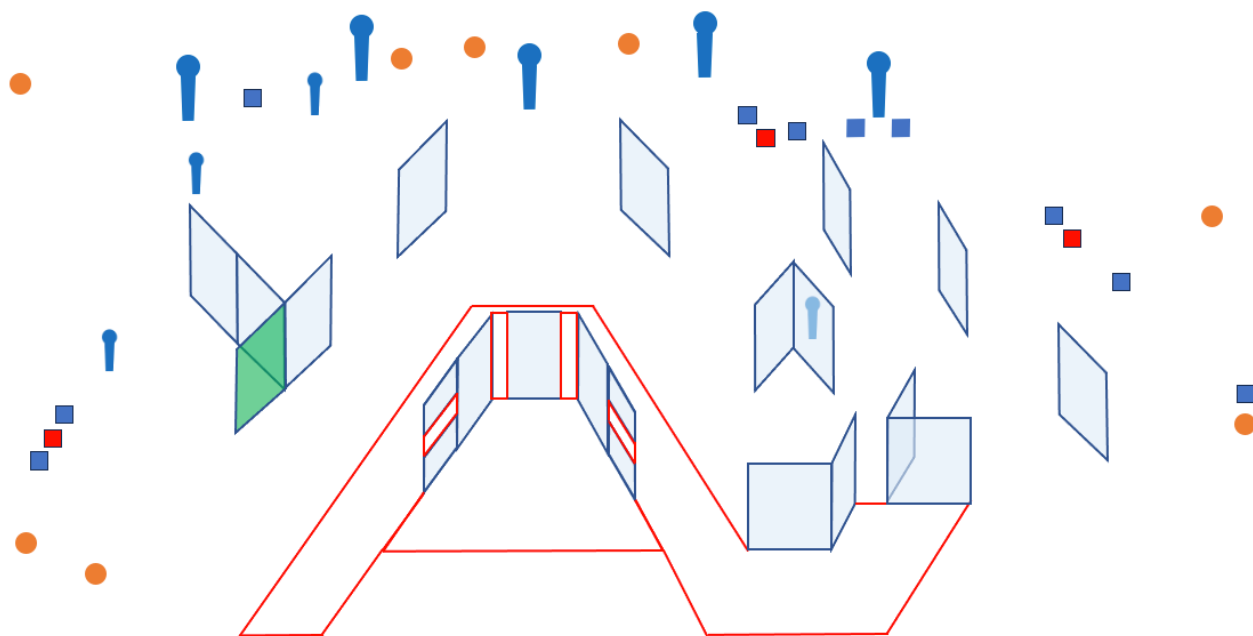
Type of course	Short course
Targets	3 metal plates, 1 clay, 4 poppers, some noshoot
Minimum nb of rounds	8 birds
Shotgun ready condition	Option 2
Competitor ready condition	Standing erect with the shotgun in the ready condition held in both hands, stock touching the competitor at hip level, barrel parallel to the ground, trigger guard downwards, muzzle pointing downrange and with the fingers outside the trigger guard, as demonstrated.
Start position	Anywhere
Time starts	Audible
Procedure	After start signal proceed
Safety angles	90° left -right - up



Type of course	short course
Targets	4 popers, 1 metal plate, 3 clays
Minimum nb of rounds	8 birds
Shotgun ready condition	Option 1
Competitor ready condition	Standing erect with the shotgun in the ready condition held in both hands, stock touching the competitor at hip level, barrel parallel to the ground, trigger guard downwards, muzzle pointing downrange and with the fingers outside the trigger guard, as demonstrated.
Start position	Anywhere
Time starts	Audible
Procedure	After start signal proceed
Safety angles	90° left -right



Type of course	Medium course
Targets	6 clays, 7 metal plates, 1 Clay bobber
Minimum nb of rounds	14 birds
Shotgun ready condition	Option3
Competitor ready condition	Standing erect with the shotgun in the ready condition held in both hands, stock touching the competitor at hip level, barrel parallel to the ground, trigger guard downwards, muzzle pointing downrange and with the fingers outside the trigger guard, as demonstrated.
Start position	Both heels touching A
Time starts	Audible
Procedure	After start signal proceed.
Safety angles	90° left -right - up



Type of course	Long course
Targets	8 clays, 10 metal plates, 9 poppers
Minimum nb of rounds	27 birds
Shotgun ready condition	Option 1
Competitor ready condition	Standing erect with the shotgun in the ready condition held in both hands, stock touching the competitor at hip level, barrel parallel to the ground, trigger guard downwards, muzzle pointing downrange and with the fingers outside the trigger guard, as demonstrated.
Start position	Anywhere
Time starts	Audible
Procedure	After start signal proceed.
Safety angles	90° left -right - up